



**Enerdrive**  
DRIVING YOUR ENERGY NEEDS


# ***Fixed & Folding Mono & Poly Crystalline Solar Panels***

Enerdrive's range of Mono & Poly Crystalline Solar Panels.  
The best outdoor solution to keep you powered up anywhere under the sun.











***All the power you need for your:***

- ▶ ***Coffee Machine***
- ▶ ***Induction Cooktop***
- ▶ ***Laptop***
- ▶ ***Blender***
- ▶ ***Hairdryer / Hair Straightener***
- ▶ ***Microwave***












**Enerdrive**  
DRIVING YOUR ENERGY NEEDS

**Specifications: FIXED SOLAR PANELS**

								
Part Number & Type	SP-EN10W Poly Crystalline	SP-EN20W Mono Crystalline	SP-EN40-24V Poly Crystalline	SP-EN55W Mono Crystalline	SP-EN80W Mono Crystalline	SP-EN100W Mono Crystalline	SP-EN100W-24V Mono Crystalline	SP-EN120W-S Poly Crystalline
Max Power Pm (W)	10	20	40	55	80	100	100	120
Power Tolerance	-1%~+3%	-1%~+3%	-1%~+3%	-1%~+3%	-1%~+3%	-1%~+3%	-1%~+3%	-1%~+3%
Max Power Voltage Vm (V)	17.3	17.6	35.5	18.0	17.5	18.7	36.1	18.4
Max Power Current Im (A)	0.60	1.14	1.13	3.06	4.58	5.35	2.78	6.53
Open Circuit Voltage Voc (V)	21.3	22.0	43.1	22.3	22.4	22.6	40.5	22.8
Short Circuit Current Isc (A)	1.73	1.50	1.85	3.73	5.10	5.69	3.26	7.23
Max System Voltage (VDC)	1000V DC	1000V DC	1000V DC	1000V DC	1000V DC	1000V DC	1000V DC	1000V DC
Dimensions (mm) Fixed	320 x 279 x 30	350 x 541 x 30	670 x 567 x 30	840 x 541 x 35	780 x 676 x 35	1195 x 541 x 35	1010 x 676 x 35	1578 x 541 x 35
Weight (kg)	1	2.7	3.9	5.5	7.9	8.1	8.1	11
Test Conditions	STC: 1000W/M <sup>2</sup> , 1.5AM, 25°C							

**Specifications: FIXED SOLAR PANELS**

**Specifications: FOLDING SOLAR KITS**

									
Part Number & Type	SP-EN150SQ Mono Crystalline	SP-EN150SQ-B Mono Crystalline	SP-EN160W Poly Crystalline	SP-EN160W-B Poly Crystalline	SP-EN180W Mono Crystalline	SP-EN180W-B Mono Crystalline	SP-EN200W-24V Mono Crystalline	SP-EN120W Folding	SP-EN160W Folding
Max Power Pm (W)	150	150	160	160	180	180	200	120	160
Power Tolerance	-1%~+3%	-1%~+3%	-1%~+3%	-1%~+3%	-1%~+3%	-1%~+3%	-1%~+3%	-1%~+3%	-1%~+3%
Max Power Voltage Vm (V)	17.7	17.7	18.13	18.13	19.3	19.3	37.3	18.0	18.6
Max Power Current Im (A)	8.45	8.45	8.84	8.84	9.33	9.33	5.37	6.67	8.61
Open Circuit Voltage Voc (V)	22.5	22.5	23.16	23.16	24.2	24.2	43.7	22.3	24.1
Short Circuit Current Isc (A)	9.01	9.01	9.36	9.36	9.98	9.98	6.05	7.13	7.78
Max System Voltage (VDC)	1000V DC	1000V DC	1000V DC	1000V DC	1000V DC	1000V DC	1000V DC	1000V DC	1000V DC
Dimensions (mm) Fixed	1210 x 808 x 35	1210 x 808 x 35	1482 x 660 x 35	1482 x 660 x 35	1482 x 680 x 35	1482 x 680 x 35	1580 x 808 x 40	SEE BELOW	SEE BELOW
Dimensions (mm) Folded	N/A							840 x 541 x 80	780 x 676 x 80
Dimensions (mm) Open	N/A							840 x 1082 x 80	780 x 1352 x 80
Weight (kg)	11.5	11.5	11.5	11.5	11.5	11.5	15	17	16.5
Test Conditions	STC: 1000W/M <sup>2</sup> , 1.5AM, 25°C								



5362

**Available at your local dealer:**

**For more information, visit us at:**  
[www.enerdrive.com.au](http://www.enerdrive.com.au)

Ph: 1300 851 535 | 11 Millennium Place, Tingalpa, QLD Australia 4173  
 Email: [sales@enerdrive.com.au](mailto:sales@enerdrive.com.au) | [www.enerdrive.com.au](http://www.enerdrive.com.au)  
 Facebook: @enerdriverenewablepower | Instagram: @enerdrive\_australia



All Enerdrive products mentioned in this brochure are backed by our locally serviced 3 year warranty with the addition of our 2 year pro-rata warranty.



11 Millennium Place, Tingalpa QLD 4173  
 Ph: 1300 851 535 | [www.enerdrive.com.au](http://www.enerdrive.com.au)

