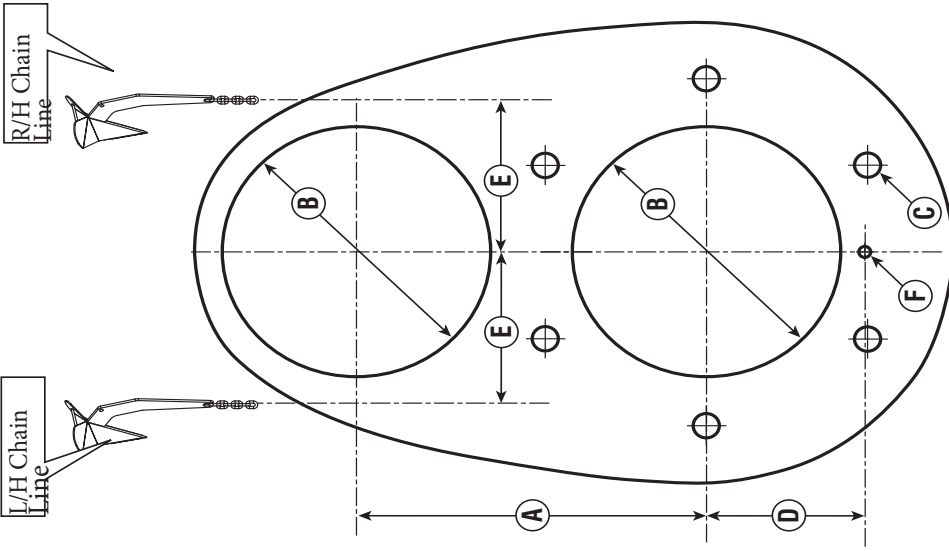
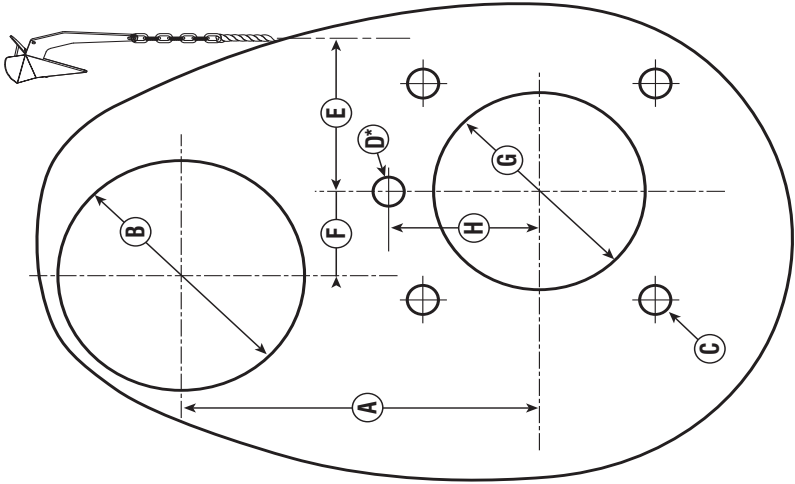


9.4 V1-6 Deck template guide

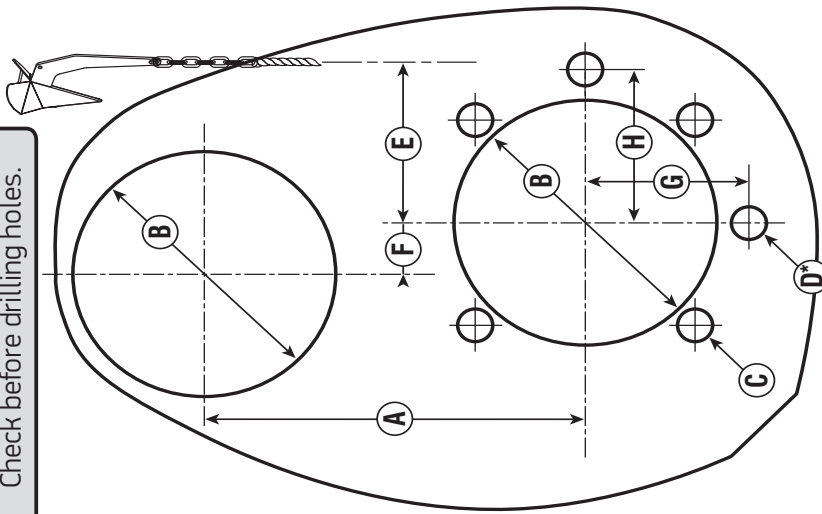


V6						
A	150 mm (5 <sup>7</sup> / <sub>8</sub> " )	D	68 mm (2 <sup>11</sup> / <sub>16</sub> " )			
B	Ø115 mm (4 <sup>1</sup> / <sub>2</sub> " )	E	70 mm (2 <sup>3</sup> / <sub>4</sub> " )			
C	6 x Ø11 mm (7 <sup>1</sup> / <sub>16</sub> " ) PCD 160 mm (6 <sup>3</sup> / <sub>8</sub> " )	F	Ø5 mm (3 <sup>1</sup> / <sub>16</sub> " )			



V4-5							
A	131 mm (5 <sup>1</sup> / <sub>8</sub> " )	E	60 mm (2 <sup>3</sup> / <sub>8</sub> " )				
B	Ø90 mm (3 <sup>9</sup> / <sub>16</sub> " )	F	33 mm (1 <sup>3</sup> / <sub>16</sub> " )				
C	4 x Ø10 mm (3 <sup>1</sup> / <sub>8</sub> " ) PCD (45°) 120 mm (4 <sup>3</sup> / <sub>4</sub> " )	G	Ø77 mm (3")				
D*	Ø12 mm (1 <sup>1</sup> / <sub>2</sub> " )	H	55 mm (2 <sup>1</sup> / <sub>16</sub> " )				

⊘ DO NOT use this template as a cutter. It is supplied as a guide only. Check before drilling holes.



V1-3							
A	110 mm (4 <sup>5</sup> / <sub>16</sub> " )	E	50 mm (2")				
B	Ø75 mm (3")	F	16 mm (5 <sup>1</sup> / <sub>8</sub> " )				
C	5 x Ø10 mm (3 <sup>1</sup> / <sub>8</sub> " ) PCD 90 mm (3 <sup>9</sup> / <sub>16</sub> " )	G	47.5 mm (1 <sup>7</sup> / <sub>8</sub> " )				
D*	Ø14 mm (9 <sup>1</sup> / <sub>16</sub> " )	H	47.5 mm (1 <sup>7</sup> / <sub>8</sub> " )				

\*Optional hole for anchor sensor